



Year 11 Revision Guide

FEBRUARY 2022

Mr S Waters – Head of Upper School

HBHS | WORK HARD NOW AND YOU WILL SEE THE BENEFITS IN YOUR SUMMER RESULTS.



Year 11 Summer exam timetable (for use with the construction of your revision plan) A full list is also located on school website

Summer 2022 Exam Timetable

Date	Start Time	Duration	Exam Code	Subject	Title	Exam Board	Year	Qualification
Tue 26 Apr 22	all day		8658/SF		French Speaking Test Tier F	AQA	11	GCSE/9FC
Tue 26 Apr 22	all day		8658/SH		French Speaking Test Tier H	AQA	11	GCSE/9FC
Release 09/05/22			20177K	Music	Unit 2 Professional Practice in the Music Industry	Pearson	11	BTEC L1/2
Tue 03 May 22		P 5 & 6	GCSE	Dance	Trio Exam: 11C_DA1	AQA	11	AQA
Wed 04 May 22		P 4 & 5	GCSE	Dance	Trio Exam 11D_DA1	AQA	11	AQA
Thu 05 May 22		P 5 & 6	GCSE	Dance	Trio Exam 11B_DA1	AQA	11	AQA
Fri 06 May 22		GCSE Art courses – fine art, graphics and photography end				AQA	11	GCSE
Mon 16 May 22	9:00	1h 45m	8062/13	RS	Religious Studies A P1-3 Christ	AQA	11	GCSE/9FC
Mon 16 May 22	9:00		8062/15	RS	Religious Studies A P1-5 Islam	AQA	11	GCSE/9FC
Tue 17 May 22	9:00	1h 45m	1BIO 1F	Science	Paper One (F)	EDEXL/GCSE	11	GCSE/9FC
Tue 17 May 22	9:00	1h 45m	1BIO 1H	Science	Paper One (H)	EDEXL/GCSE	11	GCSE/9FC
Tue 17 May 22	9:00	1h 10m	1SC0 1BF	Science	Paper One: Biology (F)	EDEXL/GCSE	11	GCSE/9DA
Tue 17 May 22	9:00	1h 10m	1SC0 1BH	Science	Paper One: Biology (H)	EDEXL/GCSE	11	GCSE/9DA
Wed 18 May 22	9:00	2h 00m	J351/01	English	Eng Lang: Cmmnctng Infrmtn Ideas Wtn	OCR	11 12 13	GCSE/9FC
Thu 19 May 22	13:30	1h 30m	C690U30-1	Drama	Drama COMPONENT3 Interpretin Theatre	WJEC/GCSE	11	GCSE/9FC
Thu 19 May 22	13:30	1h 15m	21492E01	Construction	BTEc Construction Technology	EDEXL/KSQ	11	BTNG/B
Fri 20 May 22	9:00	1h 30m	J560/01	Maths	Mathematics: Paper 1 Fnd Wrtn	OCR	11 12 13	GCSE/9FC
Fri 20 May 22	9:00	1h 30m	J560/04	Maths	Mathematics: Paper 4 Hgh Wrtn	OCR	11	GCSE/9FC
Fri 20 May 22	13:30	1h 30m	1BS0 01	Business	Investigating Small Bus.	EDEXL/GCSE	11	GCSE/9FC
Tue 24 May 22	9:35	0h 45m	8658/RF	French	French Reading Test Tier F	AQA	11	GCSE/9FC
Tue 24 May 22	9:00	0h 45m	8658/LH	French	French Listening Test Tier H	AQA	11	GCSE/9FC



Tue 24 May 22	9:45	1h 00m	8658/RH	French	French Reading Test Tier H	AQA	11	GCSE/9FC
Wed 25 May 22	9:00	1h 15m	J352/11	English	Eng Lit: Mdrn Prose OR Drama Wrtn	OCR	11	GCSE/9FC
Thu 26 May 22	13:30	1h 45m	8062/2A	RS	Religious Studies A P2A Excl Text	AQA	11	GCSE/9FC
Fri 27 May 22	9:00	1h 45m	1CH0 1F	Science	Paper One (F)	EDEXL/GCSE	11	GCSE/9FC
Fri 27 May 22	9:00	1h 45m	1CH0 1H	Science	Paper One (H)	EDEXL/GCSE	11	GCSE/9FC
Fri 27 May 22	9:00	1h 10m	1SC0 1CF	Science	Paper Two: Chemistry (F)	EDEXL/GCSE	11	GCSE/9DA
Fri 27 May 22	9:00	1h 10m	1SC0 1CH	Science	Paper Two: Chemistry (H)	EDEXL/GCSE	11	GCSE/9DA
Tue 07 Jun 22	9:00	1h 30m	J560/02	Maths	Mathematics: Paper 2 Fnd Wrtn	OCR	11 12 13	GCSE/9FC
Tue 07 Jun 22	9:00	1h 30m	J560/05	Maths	Mathematics: Paper 5 Hgh Wrtn	OCR	11	GCSE/9FC
Tue 07 Jun 22	13:30	1h 30m	8035/2	Geography	Geography Paper 2	AQA	11	GCSE/9FC
Wed 08 Jun 22	9:00	1h 15m	J352/21	English	Eng Lit: Poetry Across Time Wrtn	OCR	11	GCSE/9FC
Wed 08 Jun 22	10:15	0h 50m	J352/22	English	Eng Lit: Shakespeare Written Paper	OCR	11	GCSE/9FC
Thu 09 Jun 22	9:00	1h 00m	8145/1A/B	History	History Paper 1A Option B	AQA	11	GCSE/9FC
Thu 09 Jun 22	13:30	1h 45m	1PH0 1F	Science	Paper One (F)	EDEXL/GCSE	11	GCSE/9FC
Thu 09 Jun 22	13:30	1h 45m	1PH0 1H	Science	Paper One (H)	EDEXL/GCSE	11	GCSE/9FC
Thu 09 Jun 22	13:30	1h 10m	1SC0 1PF	Science	Paper Three: Physics (F)	EDEXL/GCSE	11	GCSE/9DA
Thu 09 Jun 22	13:30	1h 10m	1SC0 1PH	Science	Paper Three: Physics (H)	EDEXL/GCSE	11	GCSE/9DA
Fri 10 Jun 22	9:00	2h 00m	J351/02	English	Eng Lang: Explrng Effcts & Impct Wtn	OCR	11 12 13	GCSE/9FC
Mon 13 Jun 22	9:00	1h 30m	J560/03	Maths	Mathematics: Paper 3 Fnd Wrtn	OCR	11 12 13	GCSE/9FC
Mon 13 Jun 22	9:00	1h 30m	J560/06	Maths	Mathematics: Paper 6 Hgh Wrtn	OCR	11	GCSE/9FC
Tue 14 Jun 22	9:00	1h 00m	8035/3	Geography	Geography Paper 3	AQA	11	GCSE/9FC
Wed 15 Jun 22	9:00	1h 45m	1BI0 2F	Science	Paper Two (F)	EDEXL/GCSE	11	GCSE/9FC
Wed 15 Jun 22	9:00	1h 45m	1BI0 2H	Science	Paper Two (H)	EDEXL/GCSE	11	GCSE/9FC



Wed 15 Jun 22	9:00	1h 10m	1SC0 2BF	Science	Paper Four: Biology (F)	EDEXL/GCSE	11	GCSE/9DA
Wed 15 Jun 22	9:00	1h 10m	1SC0 2BH	Science	Paper Four: Biology (H)	EDEXL/GCSE	11	GCSE/9DA
Wed 15 Jun 22	13:30	2h 00m	J310/01	D&T	D & T: Pncpls of Dsgn & Tchnlgy-Wrtn	OCR	11	GCSE/9FC
Thu 16 Jun 22	9:00	1h 00m	8145/2A/A	History	History Paper 2A Option A	AQA	11	GCSE/9FC
Thu 16 Jun 22	13:30	1h 05m	8658/WF	French	French Writing Test Tier F	AQA	11	GCSE/9FC
Thu 16 Jun 22	13:30	1h 20m	8658/WH	French	French Writing Test Tier H	AQA	11	GCSE/9FC
Mon 20 Jun 22	9:00	1h 45m	1CH0 2F	Science	Paper Two (F)	EDEXL/GCSE	11	GCSE/9FC
Mon 20 Jun 22	9:00	1h 45m	1CH0 2H	Science	Paper Two (H)	EDEXL/GCSE	11	GCSE/9FC
Mon 20 Jun 22	9:00	1h 10m	1SC0 2CF	Science	Paper Five: Chemistry (F)	EDEXL/GCSE	11	GCSE/9DA
Mon 20 Jun 22	9:00	1h 10m	1SC0 2CH	Science	Paper Five: Chemistry (H)	EDEXL/GCSE	11	GCSE/9DA
Tue 21 Jun 22	9:00	1h 00m	8145/2B/A	History	History Paper 2B OptionA	AQA	11	GCSE/9
Tue 21 Jun 22	9:00	1h 30m	8236/W	Dance	Dance Written Paper	AQA	11	GCSE/9FC
Tue 21 Jun 22	13:30	1h 30m	8236/W	Dance	Dance Written Paper	AQA	11	GCSE/9FC
Tue 21 Jun 22	13:30	1h 30m	5569UB0-1	Hospitality	Hospitality & Catering Unit 1: Paper	WJEC/GCSE	10 11	L1L2/B
Thu 23 Jun 22	9:00	1h 45m	1PH0 2F	Science	Paper Two (F)	EDEXL/GCSE	11	GCSE/9FC
Thu 23 Jun 22	9:00	1h 45m	1PH0 2H	Science	Paper Two (H)	EDEXL/GCSE	11	GCSE/9FC
Thu 23 Jun 22	9:00	1h 10m	1SC0 2PF	Science	Paper Six: Physics (F)	EDEXL/GCSE	11	GCSE/9DA
Thu 23 Jun 22	9:00	1h 10m	1SC0 2PH	Science	Paper Six: Physics (H)	EDEXL/GCSE	11	GCSE/9DA



Year 11 Term 4 Subject offer Revision timetable

All revision timetables will be displayed in the arena for students.

WEEK A – **CORE subjects only** – giving students the opportunity to attend all CORE subjects without the pressure of attending options ones.

WEEK B – **Optional subjects** – giving the students variety in their revision.

Important notice (for week B only) – If you don't take a subject listed on the day, there is nothing stopping you attending a Learning intervention in another subject on that same day.

e.g. WEEK B Thursday RE & ART revision. If you don't do either of these two subjects, you can attend another optional subject learning intervention.

Term 4 W/b 21st February 22

Week A REVISION	CORE	Monday	Tuesday	Wednesday	Thursday	Friday
English					EN14/EN19	
Maths			MA17 (F) MA11 (H)			
Chemistry						SC11
Biology		SC05/ SC04				
Physics				SC12/SC13		

Week B REVISION	OPTIONS	Monday	Tuesday	Wednesday	Thursday	Friday
Geo			GE12/14			
History			Hi14/15			
RE					LA02	
Languages		LA05				
Art <i>inc Fine, Graphics, Photo, 3D</i>					Downstairs Art	
Technology <i>inc. Food, D&T, Eng</i>						TE03/TE08
Performing arts <i>inc. Da,Dr,Mu</i>				Theatre/Da stud 1/2		
Sport						
Business <i>inc. H&SC; T&T</i>				BS02/BS04		



Introduction

It's that time of Year 11, where your exams are on the horizon. The best way to ensure you are confident for them is to start revising **NOW**. If you make the best of your time in term 4, you will feel more confident, happy, less stressed about your exams after the Easter holidays.

The best revision is **active**. Don't just sit there – **DO SOMETHING! Revise Actively!** Revising actively means you can make sense of the material you want to learn. Examples of active revision include: writing revision notes, making revision cards, designing mind maps, re-writing notes, doing examples and trying past paper questions, recording notes onto an iPod

We remember:

- 10% of what we read
- 20% of what we hear
- 30% of what we see
- 50% of what we hear and see
- 70% of what we say
- 90% of what we both say and do



Active learning means you will remember more and be an A* Learner. If all you did was read through your notes that is a U!

Know your Exams

Make sure that you know your exam. This sounds obvious but many students do not. Do you know the answer to the following questions about every subject you study?

- How many papers does each exam have?
- How long is the exam – are the papers the same length?
- How many questions are there in each paper and how long should you spend on each question?
- Do you know what content/skill to learn for each exam you sit?
- Do you understand what each question is asking you to do?
- What % of the final mark is the Coursework component?

Your teacher will help you with this and will give you Past Paper questions as Homework (SMHW) and in class. Become an expert in your exams. Actively learning content, completing past paper questions in timed conditions is a great revision strategy. **As you get closer to the exams the more exam practise you should complete**, but without the knowledge of the topics this is difficult, so learn the content first.



Some Revision Strategies

So, let's have a look at some good revision strategies you can use to help you improve your grades.

Revision Notes

Revision notes are useful for any subject which has lots of knowledge to learn. It also means you are actively learning your notes and it forces you to tackle bulging folders of notes or exercise books full of notes. You can summarise and condense your notes and organise them into different headings.

You should reduce your original notes in your exercise books into something more manageable.

Ways of making revision notes include: traditional notes on A4 paper, revision cards and patterned notes. Select which method is the best for you. Always write your own notes – don't just borrow a friend's notes. You can use revision guides but they are no substitute for your own notes.

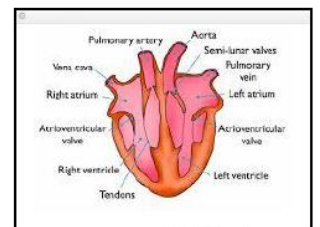
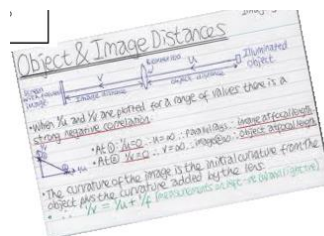
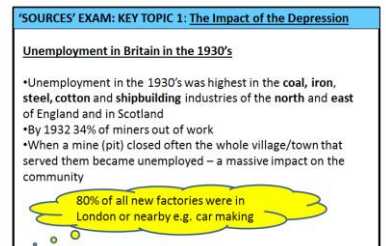
Writing Traditional Revision Notes

- Choose a topic you want to revise. Break it into 'bite-size' chunks of work. Don't try completing an entire unit in one sitting.
Read through your notes – this may be your exercise book, folder work or even a revision guide. Make sure that you understand the notes you are reading. Start early enough so you can check any topics you don't understand with your teacher.
Then make your notes. Pick out any key words, ideas, diagrams that are essential information.
Make sure your notes are interesting. Use colour, boxes, circles, underlining, highlighting to make things stand out.
Keep your notes organised in a folder. This could be by subject/exam/topic etc. so that you can find your notes easily and this means less wasted time.
Test yourself. Repeat! Ask an adult or friend to test you.

Writing Revision Cards

Revision cards are usually postcard size and you can make your own or buy them yourself from a stationary shop. Their small size gives revision cards advantages – they can be carried around and as they only contain a small amount of information, you don't feel swamped when you look at them. Make your revision cards outstanding by:

- Always write the subject in the top right hand corner
Always put a title at the top of the card
Develop your own method of numbering the cards
Don't be afraid to scrap a card and rewrite it if you are unhappy
Cards covering the same topic should be kept together. An elastic band or a treasury tag can be used
Use colour and pictures to make them interesting
Revision Cards are a good method of memorising any topical content your teachers might have given you to help you answer the questions

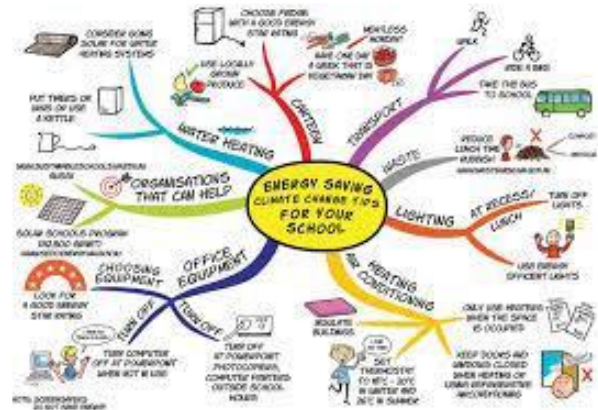




Mind map/Concept map

Some students find revising using mind maps or concept maps more fun to do and more interesting. They are particularly good at giving you an overall view of a topic and for showing links and connections

- Write the main topic in the middle of the paper
- For each key point draw a branch out from the main topic
- Write a key word or phrase on each branch
- Add details including diagrams, pictures. Highlight links and connections. Be creative.



Using my revision notes: Memorise and Test

- Make sure that you understand your notes.
- Read through your notes/revision cards/mind map
- Then the difficult job of memorising the notes begins. You can re-read through your notes several times and this does help.
- Try and create memory hooks to help you remember things. Hooks work best when they are unusual and funny and yours. Use links, pictures and stories. Be active.
- You must test yourself. Get others to test you.
- Teach someone the topic you have learnt. Use it or lose it!
(Teach your parents or student group friends)
- **Make the most of any revision sessions your teacher puts on**
- Use technology. Use revision websites; download audio revision topics to iPod's and phones
- **Answer Past Paper questions.** Use any writing frames your teacher has given you. Do questions as timed activities – it's no good doing an A* answer in 30 minutes if you only have 15 minutes on that question in the exam. A lot of exams have the big mark questions at the end of the paper so timing is crucial

Revision Timetable

There are many good reasons to use a revision timetable:

- To avoid last minute rush and panic before the exam
- To set up good routines and habits
- To ensure each subject gets a fair amount of time
- To spread out your revision
- To avoid wasted time and to plan in leisure time

HOWEVER,...lots of students start revision timetables but don't use them effectively



1	Decide when you are going to start – give yourself a decent amount of time at least 10 weeks before your first exam but you will need to plan your revision for any Mock exams as well. A good revision timetable strikes a good balance between flexibility and routine. Just because you don't stick exactly to your revision timetable doesn't mean it's not working
2	Don't revise the same topic or subject for hours at a time. Variety makes revision more interesting
3	When you create your timetable, you need to divide your day up. You can divide by blocks – e.g. morning, afternoon or evening or by dividing your time into hour blocks.

Organising your time

Half the problem with revision is **down to organisation**. Plan and organise what you are going to do and what you need to be successful.

- Set a definite time for revision where you will start and finish
- Keep revision sessions to a reasonable length (20 minutes; break; 20 minutes)
- You can listen to music when revising but don't let yourself become too distracted
- Find a place to work which suits you – is it a calm, well lit environment
- Have you got everything you need to revise – pens, paper, revision cards, folders, highlighters, revision guides etc.
- On your workspace have everything that you need but no more, so you can avoid distraction
- Do have breaks but keep them short.
- Keep hydrated – your brain function will suffer if you don't have water regularly
- An effective revision session might be divided up into 40 minutes revising, 10 minutes testing, 10 minutes resting. You can vary this depending on the activity
- Remember to turn off your mobile phone so you are not distracted.

Coping with the Stress of Exams

Everybody gets nervous and worried about exams but you can reduce your nerves

- **Be prepared** – if you know you've worked hard and revised you will be less stressed
- **Talk to people** – family, friends and teachers
- **Asking for help** is not a sign of weakness – it is a sign of maturity
- **Be positive**. Visualise yourself being successful. Being negative makes you worry more and makes you less enthusiastic about working hard
- **Exercise** is a great way of dealing with stress as it relaxes you and keeps you calm
- **Eat properly** and keep hydrated.

Finally, I would like to wish you all the best of luck, believe in yourself and remember – revision does not go on FOREVER, so make the most of the time available now. Mr S Waters (Head of Upper school)

REVISION PLANNER – RE-INSTALLING KNOWLEDGE

SUPPORTING – Revision techniques, SUPPORTING – Revision at home,

	Monday		Tuesday		Wednesday		Thursday		Friday	
Week	Topic 1 @ 20 min @20 min	Topic 2 @ 20 min @20 min	Topic 3 @ 20 min @20 min	Topic 4 @ 20 min @20 min	Topic 5 @ 20 min @20 min	Topic 6 @ 20 min @20 min	Topic 7 @ 20 min @20 min	Topic 8 @ 20 min @20 min	Topic 9 @ 20 min @20 min	Topic 10 @ 20 min @20 min
1 (21.2.22)										
2 (28.2.22)										
3 (7.3.22)										
4 (14.3.22)										
5 (21.3.22)										
6 (28.3.22)										
7 (18.4.22)										
8 (25.4.22)										
9 (2.5.22)										
10(9.5.22)										
11(16.5.22)										
12(23.5.22)										

SUPPORTING – Lessons, SUPPORTING – Future opportunities